

Displaying the results of a search

By default, the results are presented in order of publication date and can be re-ordered according to several criteria, by relevance and by title, and in ascending or descending order, and you can also choose the number of results displayed per paged.

Displaying documents of the entire repository:

- 1) Click on the title of the documents found
- 2) Display the basic metadata. You can choose to see more metadata associated with the document by clicking the blue button at the bottom of the screen where it says **Show the full Dublin Core record**.

From the basic metadata, you can click on some of the fields that are set out in blue to find other documents with the same author, subject matter, geographical coverage and collection.

Videos come with a summary of the content, made from an analysis and viewing. We recommend you bear the following legends in mind, for a correct interpretation:

- Close-up. Close-up of a person. Shows only a face.
- Italian shot (extreme close-up). Close-up of an object (similar to close-up).
- Medium shot. Shows the upper part of the body. From waist to head.
- American shot. Shows the body down to the knees. Allows up to two people to be shown in the same shot.
- Full shot. Shows a person or group of people Gives a full view of a site, scene, etc.
- Long shot. A wider shot than the full shot as it shows the scene and its surroundings
- Several shots. Overall description of a sequence without giving the shots' details.


As for the photo and video documents, you can see a small window on the right, next to the basic metadata, that shows the images.


- 3) To access the document, choose the blue button at the bottom of the screen on the right **See/open**, or click directly on the name of the file that you will find at the bottom left of the screen.


Depending on the document type (textual or fixed or moving image), you will find the documents in several formats, for example you can download textual documents in PDF form, though you can also find them in .xml and .txt formats, so you can easily reuse their content.

| | |
|------------------------------------|---|
| Title: | Informe de participació territorial: procés de revisió de les normes reguladores de participació ciutadana |
| Author: | Comissionat de Participació, Direcció de Democràcia Activa i Descentralització |
| Contributors: | Grups polítics, els tècnics/ques municipals i la ciutadania, organitzada o no, dels districtes de la ciutat. |
| Creation date: | Dec-2016 |
| Issue Date: | Dec-2016 |
| Spatial coverage: | Barcelona |
| Extent: | 47p. |
| Terms of use: | CC-BY-NC-ND |
| More information about use rights: | http://creativecommons.org/licenses/by-nc-nd/4.0/deed.ca |
| Appears in Collections: | Informes i estudis diversos |

| File | Description | Size | Format | File |
|---|--|-----------|-----------|---------------------------|
| Informe de Participació territorial.pdf | Recull les idees clau sorgides en les sessions realitzades als districtes en el procés de reflexió i debat per a la revisió de les Normes reguladores de participació ciutadana. | 609,32 kB | Adobe PDF | View/Open |

[Show full item record](#) 

Items in BCNROC are regulated by a Creative Commons License, unless otherwise indicated.
Metadata ruled by 



Ajuntament de Barcelona [Accessibility](#) [Contact](#) [Legal notice](#)

This screen also lets you:

- a) share the document on social networks or email it
- b) access the document's user statistics by clicking on the blue button that bears a graphic sketched at the bottom of the screen, on the left.
- See the document's full text:

Once inside the document, if you open the markers option above on the left of the screen, the PDF textual documents let you consult through a summary of the document.

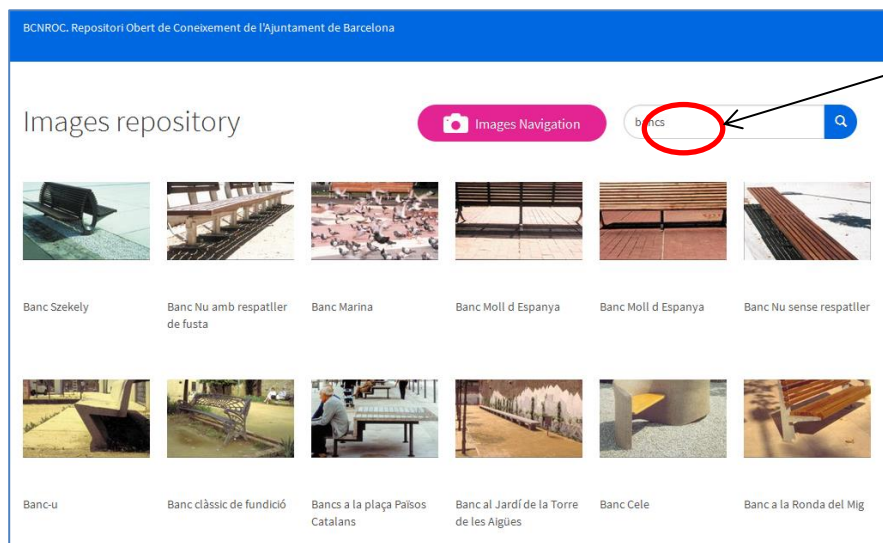


Displaying photos from the images repository:

If you search images from BCNROC's general search box, they are displayed according to the above-mentioned specifications.

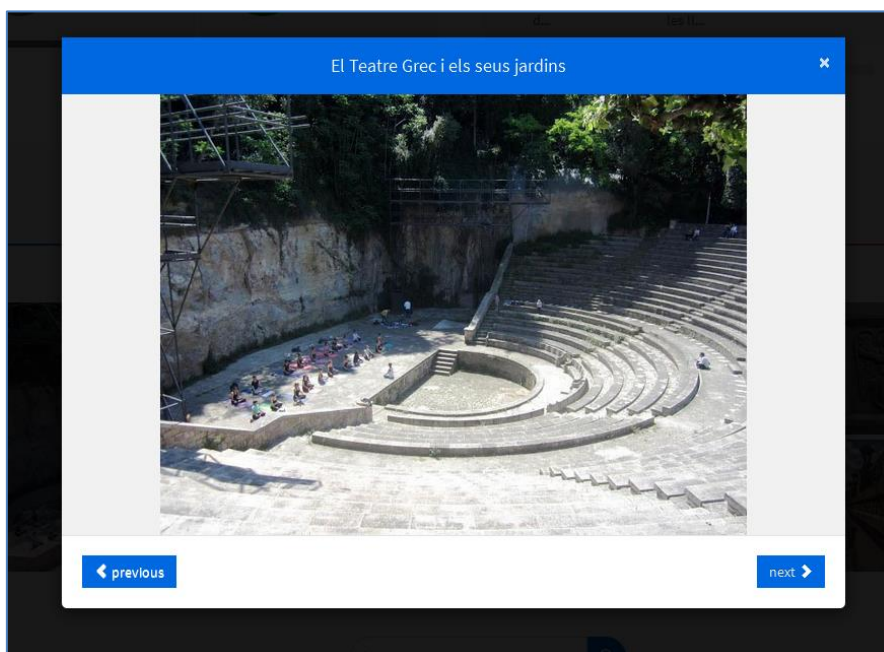
If, however, you only search for photos or other fixed images, from the images repository, you will have two display options: miniatures or *Browse*.

Miniatures:



Enter here the concept you are searching

Browse:



You can browse forwards or backwards from here for all the images you find in the search by using the **back** and **next** blue buttons.